

Statistical report

MEDITERRANEAN PROJECT 2 (2018-2020)

January 2021



www.med-tso.com

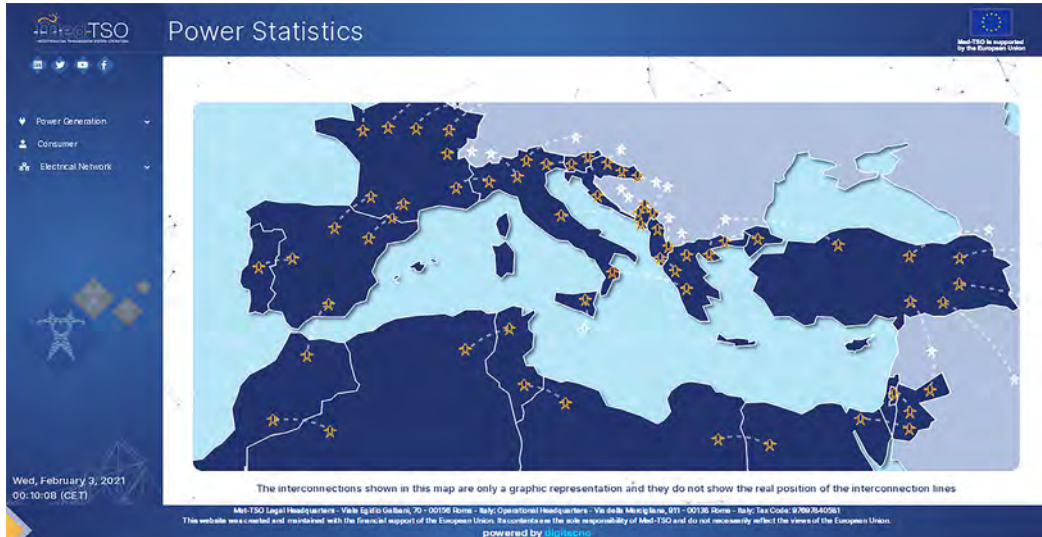


Med-TSO is supported by the European Union.

INTRODUCTION

In 2020, Med-TSO published its Power Statistics Data Platform. For the first time, all the essential data about the performances of the Mediterranean power systems and the interconnections among the 19 country members of the Association were gathered and are now available on a public website.

The website can be reached at this QR code:

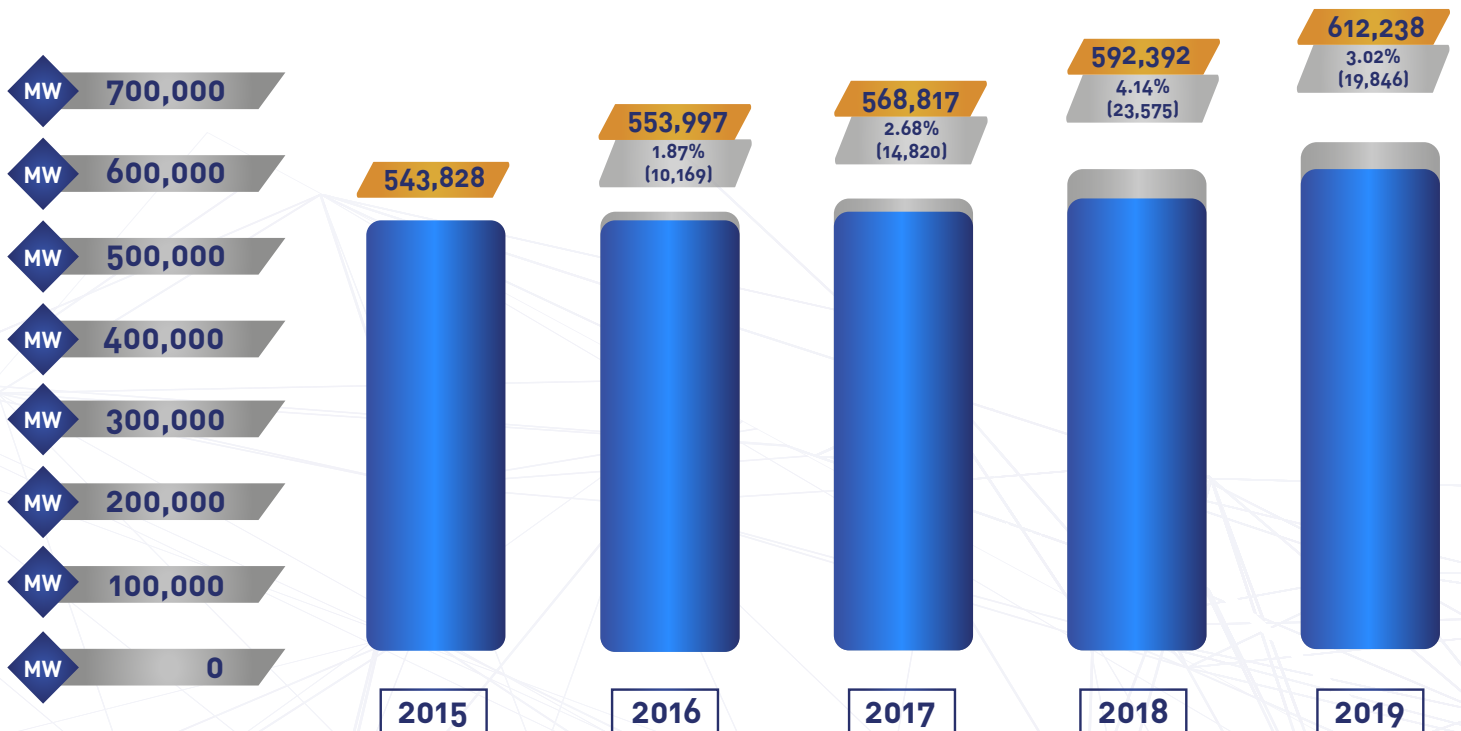


This report summarizes the statistical data evolution in the Med-TSO area¹ displayed on the platform, and in particular:

- ◆ installed production capacity;
- ◆ generated energy;
- ◆ energy demand and peak load;
- ◆ electrical energy exchanges within the Med-TSO area and between Med-TSO members and other countries.

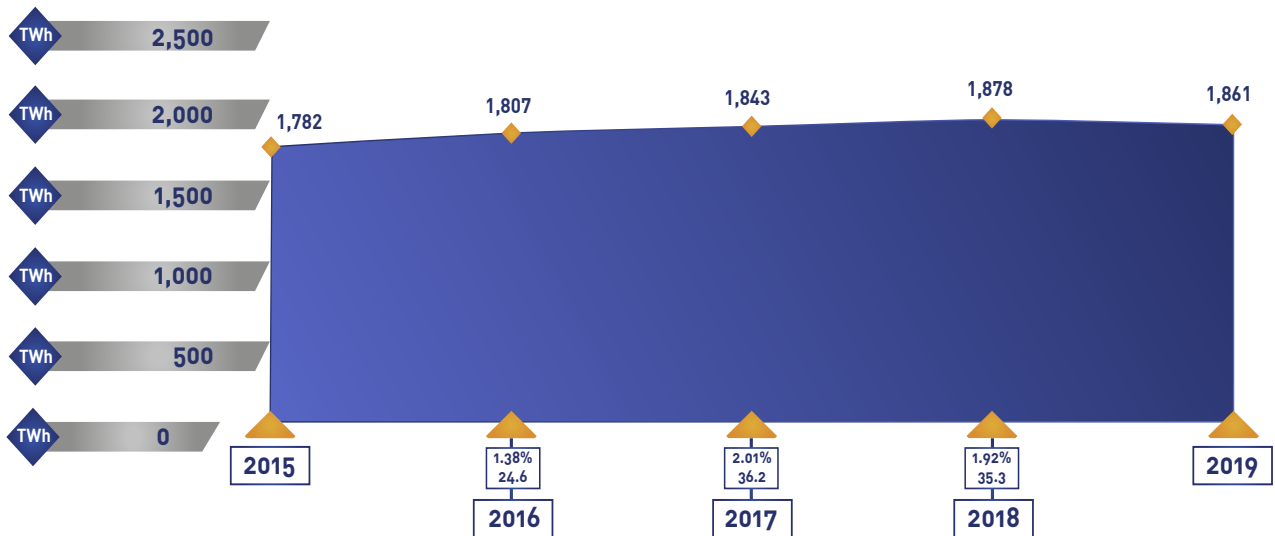
I. Electricity system data of Med-TSO countries

Total Installed Capacity - Annual Evolution



1. ELES (Slovenia) and IEC (Israel) are not contributing to this first edition of the Med-TSO Statistical Bulletin.

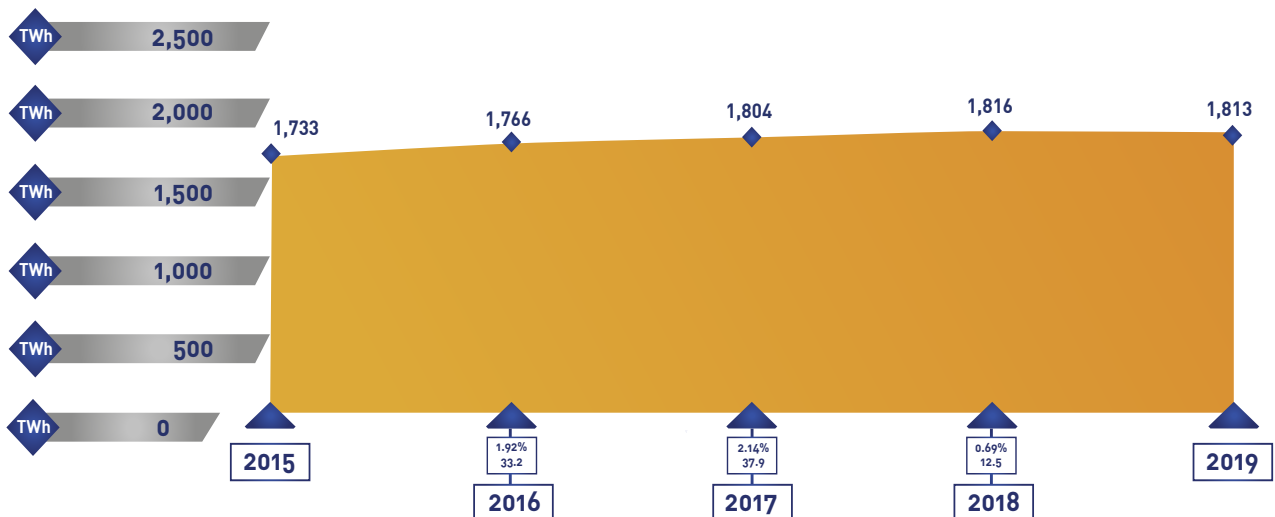
Total Energy Generation - Annual Evolution



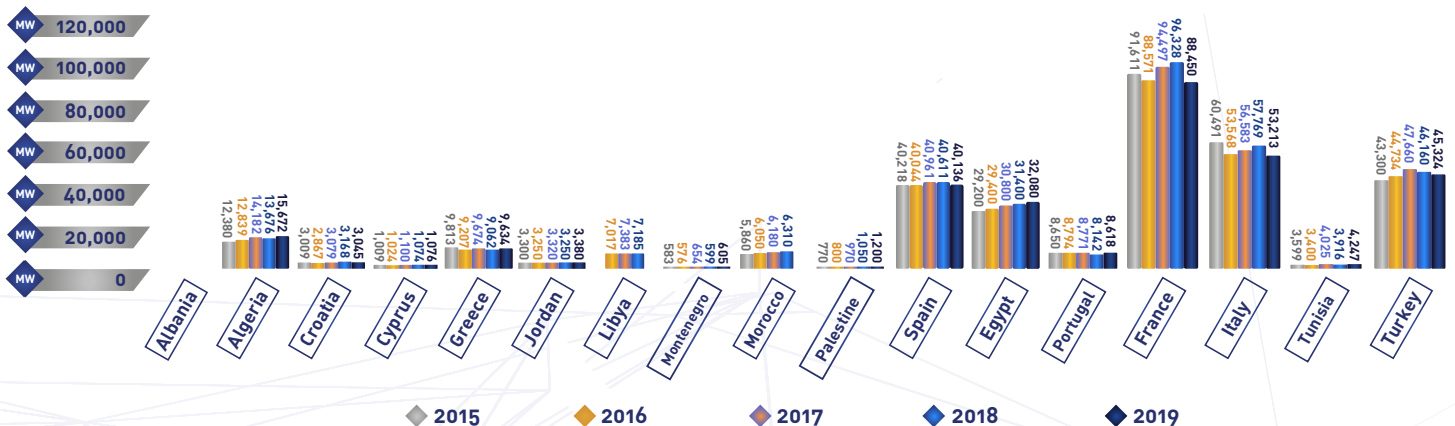
NB: Data not provided are replaced by estimated values (data from the previous year). This relates to Libya (years 2015 and 2019) and Morocco (year 2019).

II. Market Data for Med-TSO Countries

Total Energy Demand Evolution



Peak Load evolution in Med-TSO countries



NB: The not provided data, are supplemented by estimated values (data from the previous year). These data concern Libya (years 2015 and 2019), Morocco (year 2019).

III. Electricity Exchanges and Balance

Country		Exchanges GWh				
		2015	2016	2017	2018	2019
Albania	Import	2,355	1,827	3,403	1,772	3,176
	Export	955	1,867	488	2,685	770
	Balance (Exp - Imp)	-1,400	41	-2,915	913	-2,406
Algeria	Import	659	337	567	538	562
	Export	557	564	939	630	698
	Balance (Exp - Imp)	-103	227	373	92	136
Croatia	Import	13,168	12,398	12,157	12,692	11,399
	Export	5,529	6,057	4,780	6,533	5,236
	Balance (Exp - Imp)	-7,639	-6,341	-7,377	-6,159	-6,163
Cyprus	Import					
	Export					
	Balance (Exp - Imp)					
Greece	Import	11,081	9,833	8,696	8,550	11,067
	Export	2,459	1,037	2,459	2,270	1,123
	Balance (Exp - Imp)	-9,609	-8,796	-6,237	-6,280	-9,944
Jordan	Import	604	334	51	188	239
	Export	50	46	57	94	98
	Balance (Exp - Imp)	-554	-288	6	-94	-141
Libya	Import		340	302	464	
	Export					
	Balance (Exp - Imp)		-340	-302	-464	
Montenegro	Import	3,090	2,909	3,333	2,763	3,551
	Export	2,498	2,605	2,203	3,015	3,459
	Balance (Exp - Imp)	-592	-304	-1,130	252	-91
Morocco	Import	5,138	5,289	6,058	3,724	
	Export	165	135	161	350	
	Balance (Exp - Imp)	-4,974	-5,154	-5,896	-3,374	

Country		Exchanges GWh				
		2015	2016	2017	2018	2019
Palestine	Import	232	158	116	125	88
	Export	0	0	0	0	0
	Balance (Exp - Imp)	-232	-158	-116	-125	-88
Spain	Import	14,956	21,845	23,763	24,018	18,721
	Export	15,089	14,187	14,594	12,916	11,859
	Balance (Exp - Imp)	133	-7,658	-9,169	-11,102	-6,862
Egypt	Import	51	54	65	81	80
	Export	730	747	333	425	641
	Balance (Exp - Imp)	679	693	268	344	561
Portugal	Import	8,077	4,616	5,506	5,668	8,099
	Export	5,811	9,701	8,190	8,325	4,700
	Balance (Exp - Imp)	-2,266	5,085	2,684	2,657	-3,399
France	Import	9,917	19,959	21,123	13,467	14,856
	Export	72,904	60,939	61,361	76,021	72,893
	Balance (Exp - Imp)	62,987	40,980	40,238	62,554	58,037
Italy	Import	50,849	43,181	42,895	47,170	50,849
	Export	4,471	6,154	5,134	3,271	4,471
	Balance (Exp - Imp)	-46,378	-37,027	-37,761	-43,899	-46,378
Tunisia	Import	403	134	449	371	472
	Export	500	254	483	484	631
	Balance (Exp - Imp)	97	120	34	113	159
Turkey	Import	7,136	6,330	2,728	2,477	2,212
	Export	3,194	1,452	3,304	3,112	2,789
	Balance (Exp - Imp)	-3,941	-4,879	575	635	577



Med-TSO is the Association of the Mediterranean Transmission System Operators (TSOs) for electricity, operating the High Voltage Transmission Networks of 19 Mediterranean Countries. It was established on 19 April 2012 in Rome as a technical platform that, using multilateral cooperation as a strategy of regional development, could facilitate the integration of the Mediterranean Power Systems and foster Security and Socio – economic Development in the Region.

Med-TSO members share the primary objective of promoting the creation of a Mediterranean energy market, ensuring its optimal functioning through the definition of common methodologies, rules and practices for optimizing the operation of the existing infrastructures and facilitating the development of new ones.

Med-TSO Legal Headquarters
Viale Egidio Galbani, 70 - 00156 Rome, Italy

Operational Headquarters
Via della Marcigliana, 911 - 00138 Rome, Italy

Telephone +39 06 8313 9431 - Email: info@med-tso.com



This product was created and maintained with the financial support of the European Union. Its contents are the sole responsibility of Med-TSO and do not necessarily reflect the views of the European Union